

PERSONAL PROTECTIVE EQUIPMENT	Identifier: PRD-2001 Revision*: 7 Page: 1 of 9
--------------------------------------	------------------------------------------------------

Subcontractors	Program Requirements Document	For Additional Info: http://EDMS	Effective Date: 02/04/20
----------------	-------------------------------	---------------------------------------------------------------	--------------------------

Manual: Subcontractors Requirements

Change Number: 365162

*The current revision can be verified on EDMS.

Alternate ID: SRM-ISIH-2.22

1. PURPOSE

This document provides requirements for the proper selection and use of personal protective equipment (PPE), which minimizes hazards to workers. This document implements requirements from codes and standards along with *contractor* (see def.) requirements. Any applicable regulatory or contractor requirements must be followed, with the most stringent requirement being met.

2. APPLICABILITY

This document applies to all subcontractors working at the Idaho Cleanup Project (ICP) as specified in their contract with contractor. Stricter requirements may be imposed by subcontractors upon their employees or subtier contractors. The requirements of this document must be followed by subcontractors; however, the means of implementation may vary as determined by the subcontractor.

3. REQUIREMENTS

3.1 General Requirements

- 3.1.1 All subcontractors will perform a hazard evaluation and determine the appropriate PPE when other controls are not feasible.
 - 3.1.1.1 Work control document(s) or job safety analysis (JSA), as required in PRD-1501, "Work Control," will contain this hazard evaluation and list the proper PPE.
 - 3.1.1.2 The contractor reserves the right to modify subcontractors PPE requirements.
 - 3.1.1.3 The requirements of PPE will meet 29 CFR 1910, Subpart I, "Personal Protective Equipment."
- 3.1.2 If PPE in work control documents and area postings differ, the most protective PPE will be used.
- 3.1.3 All employees or visitors on the job site shall be provided and shall properly use PPE in accordance with codes and standards (Section 3.1), as directed by work control documents or work area signs.

PERSONAL PROTECTIVE EQUIPMENT

Identifier: PRD-2001

Revision*: 7

Page: 2 of 9

- 3.1.4 The PPE selection shall be communicated to the at-risk employees and shall be documented on the applicable work control documents.
- 3.1.5 PPE shall not be modified without written approval of the manufacturer.
- 3.1.6 Training shall be provided to employees as described in 29 CFR 1910.132 (f), including when PPE is necessary, what PPE is necessary, how to properly wear PPE, the limitations of the PPE; and the proper care, maintenance, useful life and disposal of PPE.
- 3.1.7 PPE shall be inspected prior to use and damaged or defective equipment shall not be used.

3.2 Eye and Face Protection

- 3.2.1 Eye and face protection will meet the requirements in 29 CFR 1910.133 and 1926.102.
- 3.2.2 Eye protection shall be worn at all times while within the construction work site.
- 3.2.3 Safety glasses with attached rigid side shields shall be the minimum level of eye protection.
- 3.2.4 The chart in Appendix A shall be used to determine appropriate eye and face protection for tasks not otherwise addressed in this document.
- 3.2.5 Assigned eye and face protection shall be inspected for damage, excessive wear on critical parts, and pitting or significant scratching.
- 3.2.6 The appropriate eye and face protection for the work to be performed shall be worn.
 - 3.2.6.1 Eye protection for welding, cutting, and brazing shall meet the requirements of PRD-2010, “Welding, Cutting and Other Hot Work.
 - 3.2.6.2 Welding helpers/attendants shall wear the same level of eye and face protection as the welder when in the proximity of the welding arc; otherwise, appropriate eye protection must be provided.
 - 3.2.6.3 Dust or chemical goggles (whichever is appropriate) shall be worn when performing the following work:

PERSONAL PROTECTIVE EQUIPMENT

Identifier: PRD-2001

Revision*: 7

Page: 3 of 9

- A. Using power tools producing wood dust or fines, such as when not ventilated
 - B. Using portable tools that can create dust or metal fines/shavings overhead
 - C. Handling open containers of corrosive chemicals (either powder or dust).
- 3.2.6.4 Face shields shall be worn during the following kinds of work:
- A. Using an impact wrench, pneumatic or electric jack hammer, pneumatic or electric rotary hammer, portable or stationary grinders, or a chop saw
 - B. During chipping operations
 - C. Any tasks where there is a potential exposure to high heat such as furnace operations; steam cleaning; or pouring, casting, or dipping of hot liquids.
- 3.2.6.5 Face shields and welding helmets shall be worn only over primary eye protection (safety glasses or goggles).
- 3.2.6.6 When goggles are required in addition to impact protection, safety glasses shall be worn beneath the goggles or a face shield over the goggles.
- 3.2.6.7 A face shield and chemical goggles shall be worn for any tasks where there is a potential exposure for splashing of corrosive, toxic, carcinogenic, mutagenic, teratogenic, cryogenic, or sensitizing liquids or where there is high probability of liquid spraying (for example, when breaking lines or disconnecting transfer hoses).
- 3.2.6.8 Contact lenses can be worn when additional eye protection required for the work will provide the necessary protection from the hazard.

3.3 Head Protection

- 3.3.1 Head protection equipment shall be in accordance with 29 CFR 1910.135.

PERSONAL PROTECTIVE EQUIPMENT

Identifier: PRD-2001

Revision*: 7

Page: 4 of 9

3.4 Hand Protection

3.4.1 Hand protection shall be in accordance with 29 CFR 1910.138.

3.4.2 Selection of appropriate hand protection for cuts and punctures must be made based on the tools/equipment and materials being handled. Such tools may include knives, razors, box cutters, needles, punches, and other non-guarded sharp tools. Such materials may include sheet metal, plastics, glass, and other materials with sharp or rough edges. Gloves are chosen based on the types of materials used for protection and are dependent on the work activity.

3.4.2.1 Hand protection chosen for cut resistance are those with a level of protection provided by ANSI/ISEA 105 (2016); cut resist Level A3 or above are considered cut-resistant.

3.4.2.2 Hand protection chosen for puncture resistance are those with a level of protection provided by ANSI/ISEA 105 (2016) and EN388; puncture resistance of Level 2 or above are considered puncture resistance. This puncture resistance is common on the palm area of gloves.

3.4.2.3 Hand protection chosen for needle stick resistance are those with a level of 2 or above, when tested to the ASTM F2878 per the ANSI/ISEA 105 (2016). This test is conducted to show puncture resistance to small object penetration; gloves with this rating may also be considered for other small object penetration.

3.5 Foot Protection

3.5.1 Foot protection equipment shall be in accordance with 29 CFR 1910.136.

3.5.2 Approved protective footwear (safety boots), defined by 29 CFR 1910.136, shall be worn for work in areas based on the hazard and where there is a danger of foot injuries. These boots must meet the requirements of ASTM F 2412-05 and ASTM F 2413-05.

3.5.3 The standard level of foot protection shall be substantial footwear, that is constructed of leather or similarly constructed footwear, extends above the worker's ankle, includes a substantial sole (sole that provides traction and protection for the work environment) that offers a degree of foot protection from lacerations, puncture type injuries, or liquids. (Soles such as those on standard shoes are not allowed on construction sites).

PERSONAL PROTECTIVE EQUIPMENT

Identifier: PRD-2001

Revision*: 7

Page: 5 of 9

- 3.5.4 Other kinds of foot protection (such as boots for wet areas, chemical resistance, concrete work, etc.) are allowed, depending on the nature of the hazard involved, as listed in the work control document (hazard analysis).

3.6 Clothing

- 3.6.1 Personnel shall be adequately dressed to perform all work activities in a safe manner. Full-length trousers, sturdy work boots, and a shirt that covers the shoulders with at least a three (3) inch sleeve are minimum requirements.

NOTE: *Tank tops, shirts cut off at the midriff, cutoffs, sandals, etc., are NOT considered appropriate work clothing.*

4. DEFINITIONS

See LST-27, “Glossary”

5. REFERENCES**5.1 Source Documents**

29 CFR 1910 Subpart I, “Personal Protective Equipment”

29 CFR 1910.132, “Personal Protective Equipment”

29 CFR 1910.133, “Eye and Face Protection”

29 CFR 1910.135, “Head Protection”

29 CFR 1910.136, “Foot Protection”

29 CFR 1910.138, “Hand Protection”

29 CFR 1926.102, “Eye and Face Protection”

ANSI ISEA 105, “Hand Protection Classification”

ANSI Z41-1991, 1999, “American National Standard for Personal Protection - Protective Footwear”

ANSI Z41.1-1967, “USA Standard for Men's Safety-Toe Footwear”

ANSI Z87.1-2010, “American National Standard for Occupational and Educational Eye and Face Protection”

PERSONAL PROTECTIVE EQUIPMENT

Identifier: PRD-2001

Revision*: 7

Page: 6 of 9

ANSI Z89.1-1997, 2003, 2009, “American National Standard for Personal Protection Protective Headwear for Industrial Workers Requirements”

ANSI Z89.2-1971, “Safety Requirements for Industrial Protection Helmets for Electrical Workers, Class B”

ANSI Z49.1-2012, “Safety in Welding, Cutting, and Allied Processes”, 2012 (section 4.2, E4.2, 4.3 and E4.3 PPE requirements)

ASTM F 2412, “Standard Teste Methods for Foot Protection

ASTM F 2413, “Standard Specification for Performance Requirements for Foot Protection

EN388, “Protective Gloves Against Mechanical Risks”

5.2 Related Requirements

The following documents may also contain requirements that apply to this activity:

PRD-1501, “Work Control”

PRD-2002, “Fall Protection”

PRD-2108, “Hearing Conservation”

PRD-2116, “Laser Safety”

PRD-2109, “Respiratory Protection”

PRD-2010, “Welding, Cutting and Other Hot Work”

PRD-2011, “Electrical Safety”

PRD-2107, “Heat and Cold Stress”

6. APPENDIXES

Appendix A, Eye and Face Protection Selection Chart

PERSONAL PROTECTIVE EQUIPMENT	Identifier: PRD-2001 Revision*: 7 Page: 7 of 9
--------------------------------------	------------------------------------------------------

Appendix A

Eye and Face Protection Selection Chart

PERSONAL PROTECTIVE EQUIPMENT	Identifier: PRD-2001 Revision*: 7 Page: 8 of 9
--------------------------------------	------------------------------------------------------
















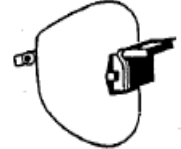

AMERICAN NATIONAL STANDARD Z87.1-1989
SELECTION CHART

PROTECTORS

		ASSESSMENT SEE NOTE (1)	PROTECTOR TYPE	PROTECTORS	LIMITATIONS	NOT RECOMMENDED	
I M P A C T	Chipping, grinding, machining, masonry work, riveting, and sanding.	Flying fragments, objects, large chips, particles, sand, dirt, etc.	B,C,D, E,F,G, H,I,J, K,L,N	Spectacles, goggles faceshields SEE NOTES (1) (3) (5) (6) (10) For severe exposure add N	Protective devices do not provide unlimited protection. SEE NOTE (7)	Protectors that do not provide protection from side exposure. SEE NOTE (10) Filter or tinted lenses that restrict light transmittance, unless it is determined that a glare hazard exists. Refer to OPTICAL RADIATION.	
	H E A T	Furnace operations, pouring, casting, hot dipping, gas cutting, and welding.	Hot sparks	B,C,D, E,F,G, H,I,J, K,L,*N	Faceshields, goggles, spectacles *For severe exposure add N SEE NOTE (2) (3)	Spectacles, cup and cover type goggles do not provide unlimited facial protection. SEE NOTE (2)	Protectors that do not provide protection from side exposure.
		Splash from molten metals	*N	*Faceshields worn over goggles H,K SEE NOTE (2) (3)			
		High temperature exposure	N	Screen faceshields, Reflective faceshields. SEE NOTE (2) (3)	SEE NOTE (3)		
C H E M I C A L	Acid and chemicals handling, degreasing, plating	Splash	G,H,K *N	Goggles, eyecup and cover types. *For severe exposure, add N	Ventilation should be adequate but well protected from splash entry	Spectacles, welding helmets, handshields	
		Irritating mists	G	Special purpose goggles	SEE NOTE (3)		
D U S T	Woodworking, buffing, general dusty conditions.	Nuisance dust	G,H,K	Goggles, eyecup and cover types	Atmospheric conditions and the restricted ventilation of the protector can cause lenses to fog. Frequent cleaning may be required.		
O P T I C A L R A D I A T I O N	WELDING: Electric Arc		O,P,Q	TYPICAL FILTER LENS SHADE	Protection from optical radiation is directly related to filter lens density. SEE NOTE (4). Select the darkest shade that allows adequate task performance.	Protectors that do not provide protection from optical radiation. SEE NOTE (4)	
				PRO-TECTORS SEE NOTE (9)			
	WELDING: Gas		J,K,L, M,N,O, P,Q	SEE NOTE (9)		SEE NOTE (3)	
	CUTTING			4-8	Welding Goggles or Welding Faceshield		
	TORCH BRAZING		B,C,D, E,F,N	3-6		SEE NOTE (3)	
	TORCH SOLDERING			1.5-3	Spectacles or Welding Faceshield		
GLARE		A,B	Spectacle SEE NOTE (9) (10)	Shaded or Special Purpose lenses, as suitable. SEE NOTE (8)			

PERSONAL PROTECTIVE EQUIPMENT	Identifier: PRD-2001 Revision*: 7 Page: 9 of 9
--------------------------------------	------------------------------------------------------

PROTECTIVE DEVICES

<p>A.  Spectacle, No Sideshield</p>	<p>E.  Spectacle, Non-Removable Lens</p>	<p>I.  Cover Goggle, Direct Ventilation</p>	<p>N.  Faceshield</p>
<p>B.  Spectacle, Half Sideshield</p>	<p>F.  Spectacle, Lift Front</p>	<p>J.  Cup Goggle, Direct Ventilation</p>	<p>O.  Welding Helmet, Hand Held</p>
<p>C.  Spectacle, Full Sideshield</p>	<p>G.  Cover Goggle, No Ventilation</p>	<p>K.  Cup Goggle, Indirect Ventilation</p>	<p>P.  Welding Helmet, Stationary Window</p>
<p>D.  Spectacle, Detachable Sideshield</p>	<p>H.  Cover Goggle, Indirect Ventilation</p>	<p>L.  Spectacle, Headband Temple</p>	<p>Q.  Welding Helmet, Lift Front</p>
<p>*The illustrations shown are only representative of protective devices commonly available at the time of the writing of this standard. Protective devices do not need to take the forms shown, but must meet the requirements of the standard.</p>			
<p>M.  Cover Welding Goggle, Indirect Ventilation</p>			

NOTES:

- (1) Care shall be taken to recognize the possibility of multiple and simultaneous exposure to a variety of hazards. Adequate protection against the highest level of each of the hazards must be provided.
- (2) Operations involving heat may also involve optical radiation. Protection from both hazards shall be provided.
- (3) Faceshields shall only be worn over primary eye protection.
- (4) Filter lenses shall meet the requirements for shade designations in Table 1.
- (5) Persons whose vision requires the use of prescription (Rx) lenses shall wear either protective devices fitted with prescription (Rx) lenses or protective devices designed to be worn over regular prescription (Rx) eyewear.

- (6) Wearers of contact lenses shall also be required to wear appropriate covering eye and face protection devices in a hazardous environment. It should be recognized that dusty and/or chemical environments may represent an additional hazard to contact lens wearers.
- (7) Caution should be exercised in the use of metal frame protective devices in electrical hazard areas.
- (8) Refer to Section 6.5, Special Purpose Lenses.
- (9) Welding helmets or handshields shall be used only over primary eye protection.
- (10) Non-sideshield spectacles are available for frontal protection only.